


Early Phonics: Rhyme Crime

Activities for children to focus on developing their speaking and listening skills; and focus on listening to the sounds around them and also begin building on their segmenting and blending skills.



Once upon a time, a thief committed a crime.
Everything he stole was replaced with a RHYME!

Hammy's brand new hat was swapped for a cat!


Arney's comfy chair was switched for a bear!

Will the rhyme thief ever be brought to justice? Can YOU solve the mysterious ending?

Packed with the silliest of rhymes and wordplay, this original, hilarious, and interactive tale will have the youngest children in fits of giggles!

Enjoy the book:

<https://www.youtube.com/watch?v=8ULe4kt4CGA>



Aspect 4: Rhythm and Rhyme

Read with your child. Can they listen to and join in with a wide variety of rhymes, including nursery rhymes and rhyming books?


Aim: to find the rhyming pair

- Name the object the rhyme thief is taking and find the rhyming object it was replaced with
E.g. The **hat** was swapped for a **cat**.





The **box** was taken for a...



The **cake** was taken for a...



Aim: to name an object that rhymes with...

- Name the object the rhyme thief is taking and find the rhyming object it was replaced with
E.g. The **boat** was taken for a...? **goat**



The **cheese** was taken for a...




The **star** was taken for a...





The **coat** was taken for a...




The **fish** was taken for a...



Aim: to generate your own rhyming pair

- Name the object the rhyme thief is taking and find the rhyming object it was replaced with
E.g. The ? was taken for a ? (the **chair** was taken for a **pear**)



What will your Rhyme Crime(s) be?



Tower Hamlets Education Partnership
IMPROVING SCHOOLS TOGETHER

nicole.gurvidi@the-partnership.org.uk

June 2020